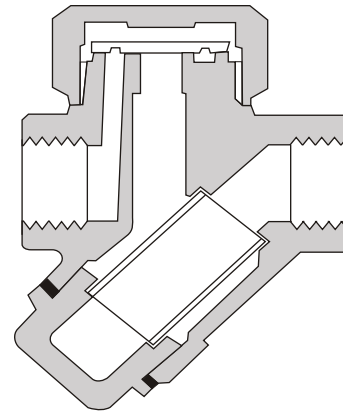





Steam Trap



MAX. OPERATING PRESSURE	50 BAR
MAX. OPERATING TEMPERATURE	400°C
MIN. OPERATING PRESSURE	0.3 BAR
MAX. BACK PRESSURE	80%

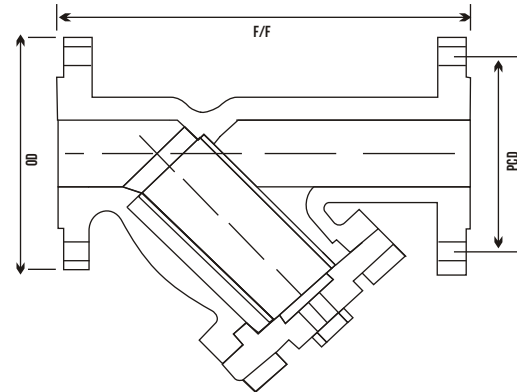

Material of Construction

Sr. No.	Parts Name	Standard
001	BODY	ASTM A 743 GR. CA-40
002	MAIN BORE CAP	ASTM A 743 GR. CA-40
003	DISC	ASTM A 743 GR. CA-40
004	FILTER CAP	ASTM A 743 GR. CA-40
005	FILTER	AISI 304

Dimensions of Valves in MM

Size	DN 15	DN 20	DN 25
TOTAL LENGTH	78 MM	78 MM	88 MM
CENTER TO TOP HEIGHT	45 MM	45 MM	50 MM
BOTTOM TO TOP HEIGHT	102 MM	102 MM	102 MM
THREAD LENGTH	18 MM	18 MM	22 MM

Y-Strainer (Flange End)



Detail of Dimensions

NB	F/F	OD	PCD	RF
15	125	89	60.5	35
20	150	98.5	70	43
25	160	108	79.5	51
40	200	127	98.5	73
50	230	152	120.5	92

Features

DESIGN STD	AS PER BS 535 1
FACE TO FACE	MFG. STANDARD
FLANGE END	AS PER ASME B 16.5
TESTING STD	AS PER BS 5 146

Material Specifications

1	BODY	CF8M, CF8, CF3M, CF3, WCB ETC.
2	COVER	CF8M, CF8, CF3M, CF3, WCB ETC.
3	FILTER-MECH	SS 202/SS 304/SS3 16
4	STUD & NUT	SS 202/SS 304/SS 3 16